

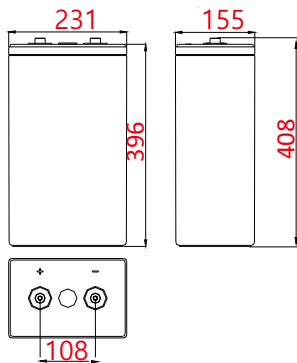
REXC series

REXC-500

Narada[®]



Dimension (mm)



Feature

- Design life 20 years
- Combine the advantage of lead acid battery and supercapacitor
- Ideal for PSOC cycle application
- High power, rapid charge/discharge
- Reduce sulfation of negative plate, excellent recharge acceptance performance
- Waterproof, anti-salt treatment, shockproof module installation design
- Comply with IEC60896, IEC61427 etc. standard

Application

- Renewable energy storage
- Smart power grids and microgrids system
- Distributed energy storage system
- Hybrid energy storage system such as solar and wind
- Home energy storage system
- Solar power generation grid/off-grid energy storage system
- Emergency lighting system
- Generator and battery hybrid energy system
- Other standby, cycling system

Parameter

Nominal Voltage	2V
Capacity	500Ah (10hr to 1.80V/cell @25°C) 600Ah (120hr to 1.85V/cell @25°C)
Typical Weight	39kg
Internal Resistance	Approx 0.28mΩ
Short-Circuit Current	7211A
Self Discharge	Residual capacity is above 90% after 90 days storage (25°C)
Temperature Ranges	Operation(recommended): 15°C~25°C Operation(maximum): -40°C~50°C
Max. charging current	150A
Max. constant charging current	100A
Charge Voltage	Floating: 2.25V (25°C) Equalizing/Cycle: 2.30V (25°C)
Terminal	M8 embedded copper
Terminal Hardware Torque	>10N·m

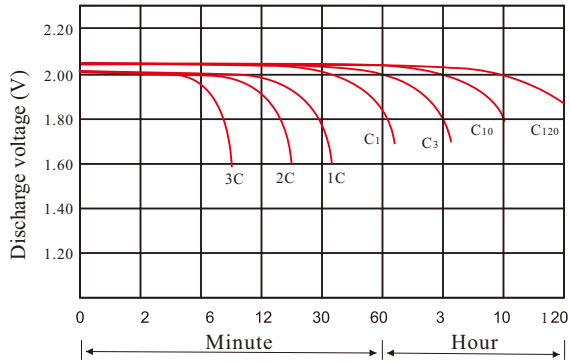
Constant Current Discharge Characteristics Units: Amperes(25°C)

End voltage per cell	1hr	3hr	5hr	8hr	10hr	24hr	48hr	72hr	120hr
1.75V	282.7	129.9	90.3	63.2	52.7	23.5	12.1	8.30	5.30
1.80V	264.9	126.0	88.2	62.0	51.5	23.1	11.9	8.10	5.20
1.83V	248.0	121.9	86.1	60.9	50.4	22.6	11.6	7.90	5.10
1.85V	239.1	119.5	85.2	60.2	50.1	22.3	11.5	7.90	5.00
1.88V	229.0	117.1	84.3	59.5	49.7	22.1	11.4	7.80	4.90

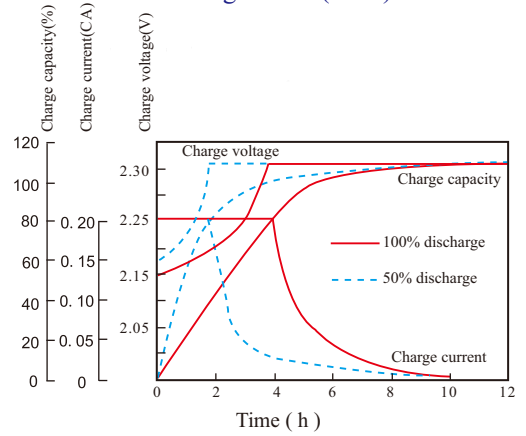
Discharge Data with Constant Power Units: Watts per cell(25°C)

End voltage per cell	15min	30min	1hr	2hr	3hr	4hr	5hr	6hr	8hr	10hr
1.75V	1233	894.0	571.0	374.3	267.3	219.3	186.3	160.4	122.6	103.0
1.80V	1160	864.2	557.7	367.4	257.8	212.2	181.1	155.6	119.5	101.4
1.83V	1092	817.9	537.9	352.5	251.6	209.1	177.3	150.9	117.1	99.4
1.85V	1020	774.0	507.2	337.6	244.2	204.1	172.6	147.4	115.6	97.5
1.88V	948	733.2	476.6	313.8	235.8	197.1	167.0	142.1	112.4	95.1

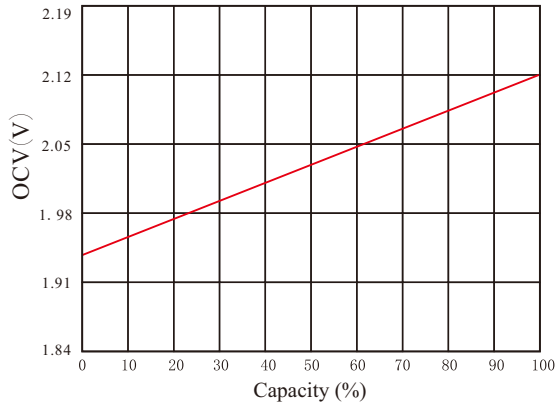
Discharge curve at different rate (25°C)



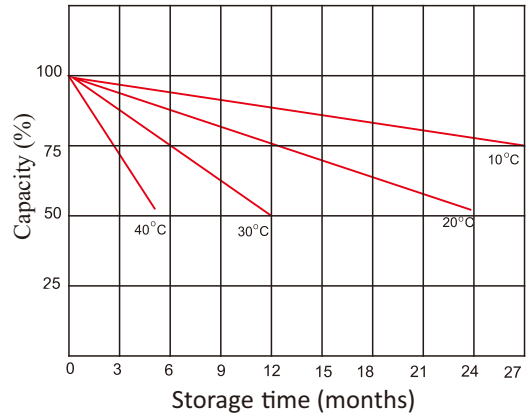
Charge curve (25°C)



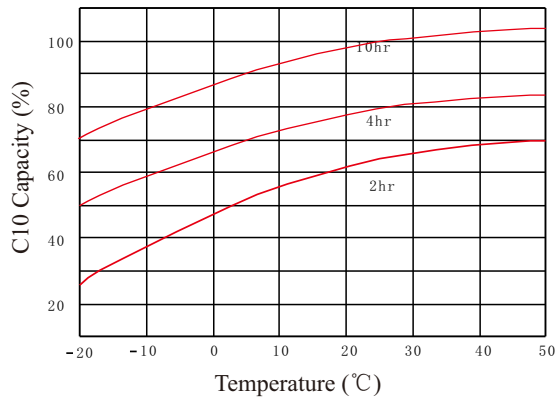
Capacity vs OCV curve



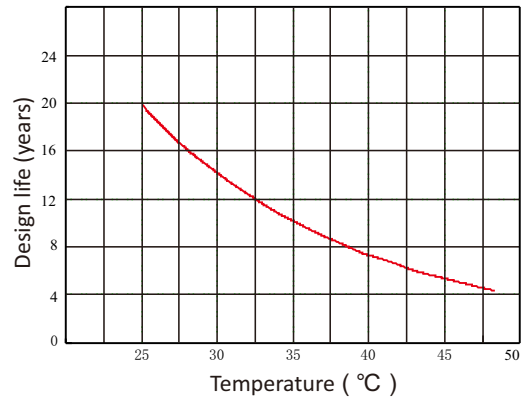
Residue capacity vs storage time



Capacity vs temperature curve



Design life vs temperature



Zhejiang Narada power source Co., Ltd.
 Add: Building A, No.822 Wen'er West Road, Hangzhou, China
 Tel: (86 571)56975980 Fax:(86 571)56975955
 Email: intl@narada.biz Website: www.naradapower.com



Subject to revision without prior notice