

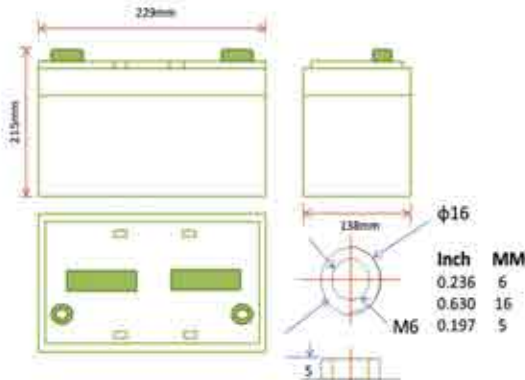


Azimuth Solar Products Inc.

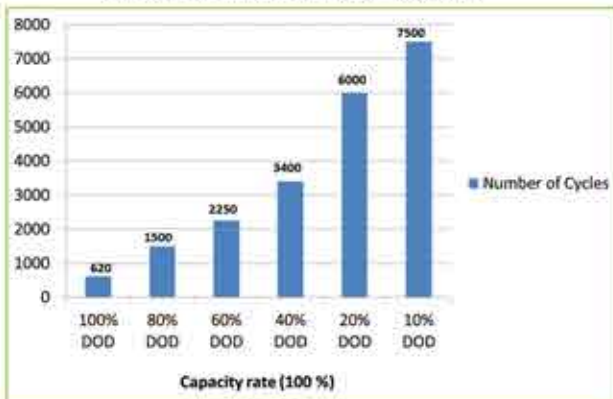
Soneil SiO2 12V 60Ah Battery SON-12EFSN60

12- EFSN -60, 12V 60Ah@20HR

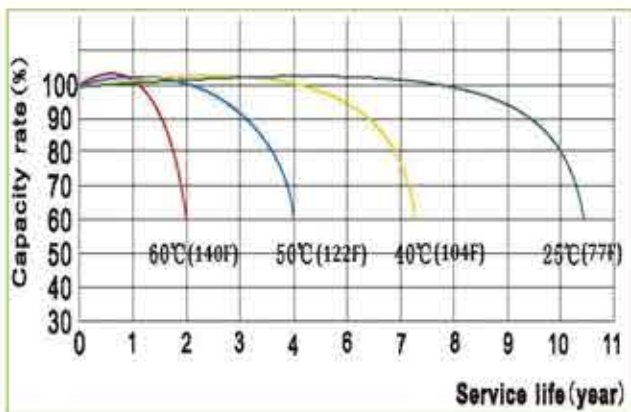
DIMENSION



Terminal(F3) CYCLE LIFE GRAPH (25°C/77°F)



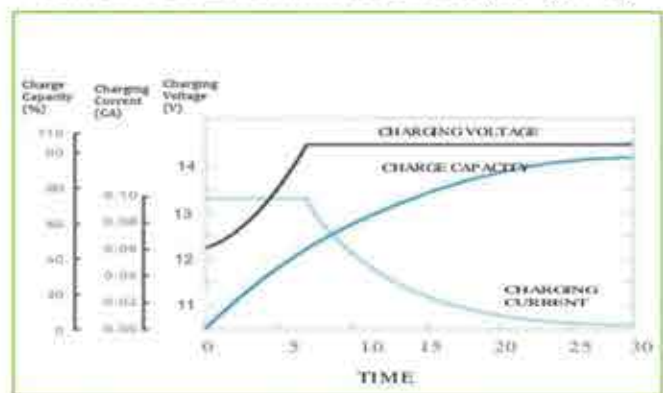
TEMPERATURE & FLOAT SERVICE LIFE



SPECIFICATIONS

Nominal Voltage	12V	
Rated Capacity (20 hour rate)	60AH	
Dimension	Total Height (with terminals)	215 mm
	Height	210mm
	Length	229mm
	Width	138mm
Weight	Approx.17Kg(37Lbs)	
Capacity (77°F/25°C)	10 hour rate (5.5A)	55AH
	5 hour rate (9.6A)	48AH
Internal Resistance (77°F/25°C)	Full Charged Battery	7.8mΩ
Self-Discharge (77°F/25°C)	After 3 months Storage	95%
	After 6 months storage	85%
	After 12 months storage	80%
Max Discharge Current (77°F/25°C)	550A(5S)	
Terminal	Standard	F3
	Optional	
Charging (Constant Voltage)	Cycle	14.4V-14.7V (77°F/25°C)
	Float	13.5V-13.8V (77°F/25°C)

FLOATING CHARGE CHARACTERISTICS (25°C/77°F)





Azimuth Solar Products Inc.

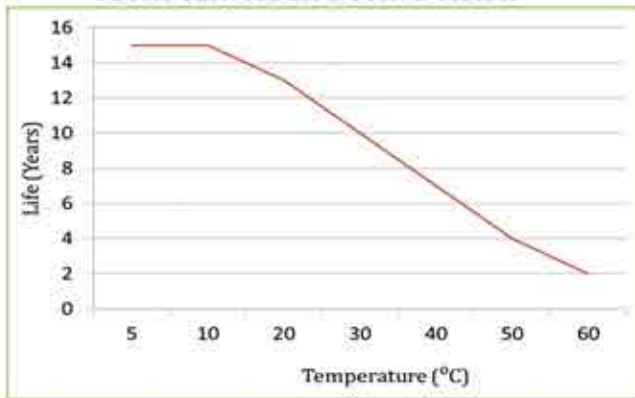
CONSTANT CURRENT DISCHARGE CHARACTERISTICS UNITS AMPERES (25°C/77°F)

End Voltage per cell (V)	Time (Mins)														
	5	15	30	45	60	120	180	240	300	360	480	600	720	1200	1440
1.60	201.83	106.81	64.54	47.05	37.90	21.71	15.77	12.37	10.55	8.97	6.84	5.69	4.78	3.11	2.54
1.67	187.57	103.31	63.58	46.73	37.83	21.62	15.48	12.30	10.40	8.90	6.83	5.63	4.77	3.10	2.53
1.70	185.66	101.73	62.94	46.10	37.52	21.43	15.39	12.24	10.24	8.81	6.80	5.63	4.75	3.09	2.53
1.75	170.08	98.54	62.32	45.78	36.88	21.01	15.32	12.08	10.14	8.74	6.77	5.56	4.73	3.08	2.52
1.80	152.59	92.18	59.76	44.51	35.92	20.70	15.26	12.05	10.01	8.65	6.74	5.50	4.71	2.97	2.52
1.83	145.86	84.57	58.82	42.92	34.34	20.51	14.66	11.54	9.79	8.33	6.60	5.28	4.51	2.94	2.49
1.85	136.69	82.02	55.00	41.33	33.38	19.68	14.27	11.38	9.54	8.05	6.52	5.21	4.45	2.91	2.46

DISCHARGE DATA WITH CONSTANT POWER UNITS: WATTS PER CELL (25°C/77°F)

End Voltage per cell (V)	Time (Mins)														
	5	15	30	45	60	120	180	240	300	360	480	600	720	1200	1440
1.60	337.26	187.55	120.79	88.05	70.83	41.01	29.98	23.75	20.06	17.23	13.29	11.00	9.25	6.17	5.05
1.67	321.05	184.69	115.91	87.42	70.60	41.01	29.59	23.71	20.06	17.20	13.29	10.97	9.25	6.17	5.05
1.70	319.14	183.41	115.64	87.42	70.25	40.69	29.42	23.63	19.74	17.07	13.19	10.87	9.15	6.13	5.05
1.75	297.21	181.19	115.34	87.42	69.93	40.37	29.11	23.59	19.68	16.94	13.13	10.80	9.15	6.13	5.02
1.80	272.74	171.97	113.48	85.83	69.62	40.37	28.72	23.52	19.55	16.94	13.10	10.74	9.15	5.98	5.02
1.83	263.20	157.98	112.53	83.28	66.75	40.05	28.25	22.73	19.33	16.40	13.10	10.43	9.00	5.91	4.99
1.85	243.81	154.49	104.58	80.11	64.85	39.10	27.81	22.44	18.79	16.08	12.59	10.33	8.84	5.85	4.96

FLOAT SERVICE LIFE CURVE GRAPH



TEMPERATURE AND DISCHARGE CAPACITY

